

Scaled data based on original data using
LM-79-08 Approved Method: Electrical and Photometric Measurements of Solid-
State Lighting Products

Test Report Prepared for
Cooper Lighting Solutions
(formerly Eaton)

Brand: INVUE

Report Number: P160138

Luminaire Tested: **ENV-E02-LED-E1-SLL-7030-ULG**

Issue Date: 03/03/2020

Test Information

Test Method: LM-79-08
Report Number: P160138
REPORT IS FROM IESNA LM-79-08 TEST DATA - UPLIGHT (P20107) AND DOWNLIGHT
Test Lab: INNOVATION CENTER-P3
Issue Date: 03/03/2020
Manufacturer: COOPER LIGHTING SOLUTIONS (FORMERLY EATON)
Product Line: INVUE
Catalog Number: ENV-E02-LED-E1-SLL-7030-ULG
Description: ENTRI LED LUMINAIRE WITH UPLIGHT
(2) LIGHTBARS WITH AccuLED OPTICS - 90° SPILL LIGHT ELIMINATOR LEFT
Light Source: (42) 3000K CCT, 70 CRI LEDs
Ballast/Driver: -

Summary

Lumens per Lamp: N/A
Luminaire Lumens: 4762.8 lumens
Efficiency: N/A
Efficacy: 86.8 lumens/watt
Luminous Opening: Rectangular (W 0.33' x L: 1' x H: 0')
IES Classification: Type IV - Short - Non-Cutoff
BUG Rating: B1 - U3 - G2

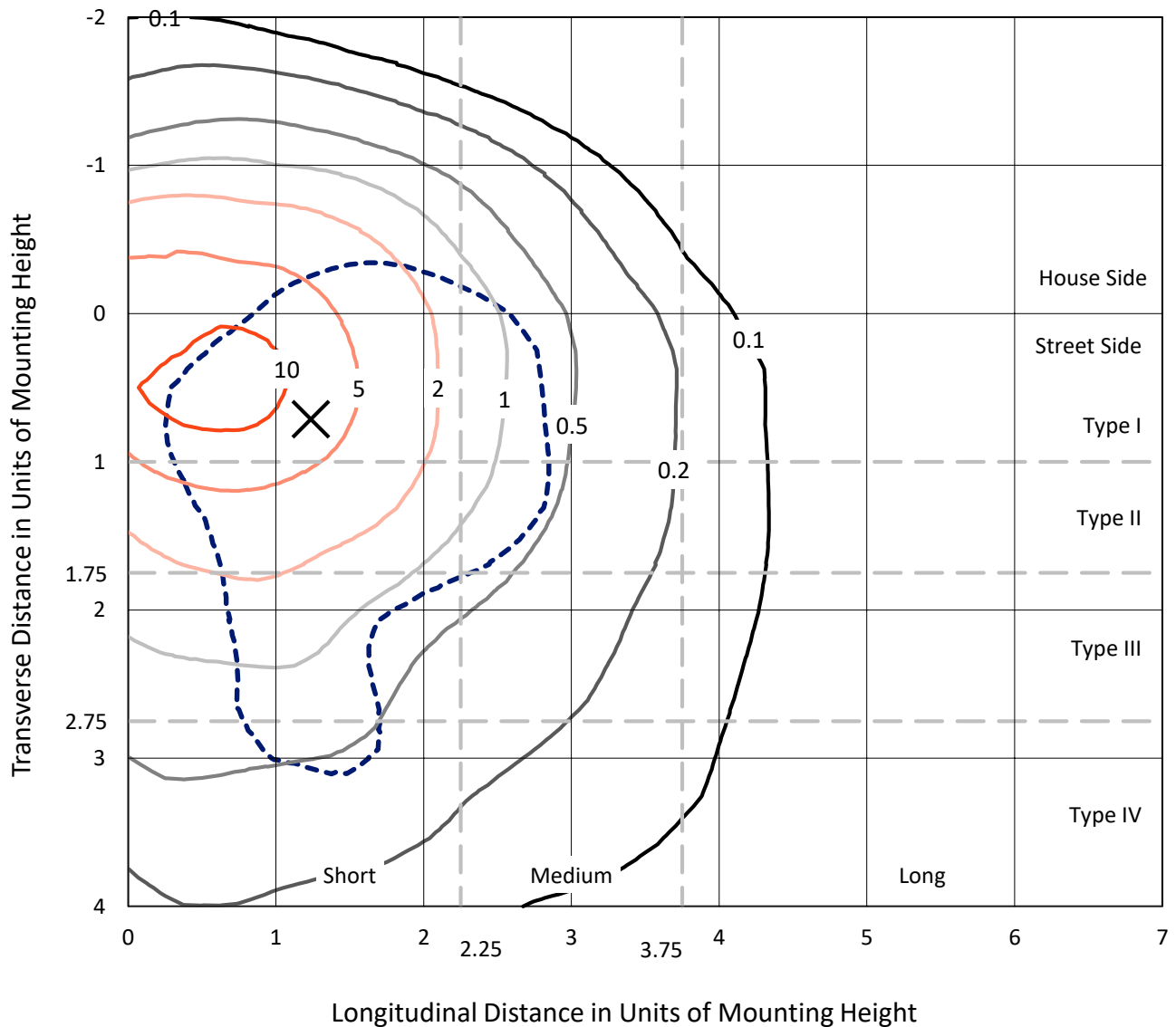
Input Watts (W): 54.9
Input Voltage (V): NR
Input Current (Ain): NR
Voltage Rise (V): NR
Power Factor: NR
Total Harmonic Distortion (THDi): NR
Frequency (hertz): 60
Stabilization Time: NR
Operation Time: NR
Ambient Temperature (°C): NR
Test Distance: 25 FT



REPORT NUMBER: P160138
 CATALOG NUMBER: ENV-E02-LED-E1-SLL-7030-ULG

Iso-Footcandle Lines of Horizontal Illumination

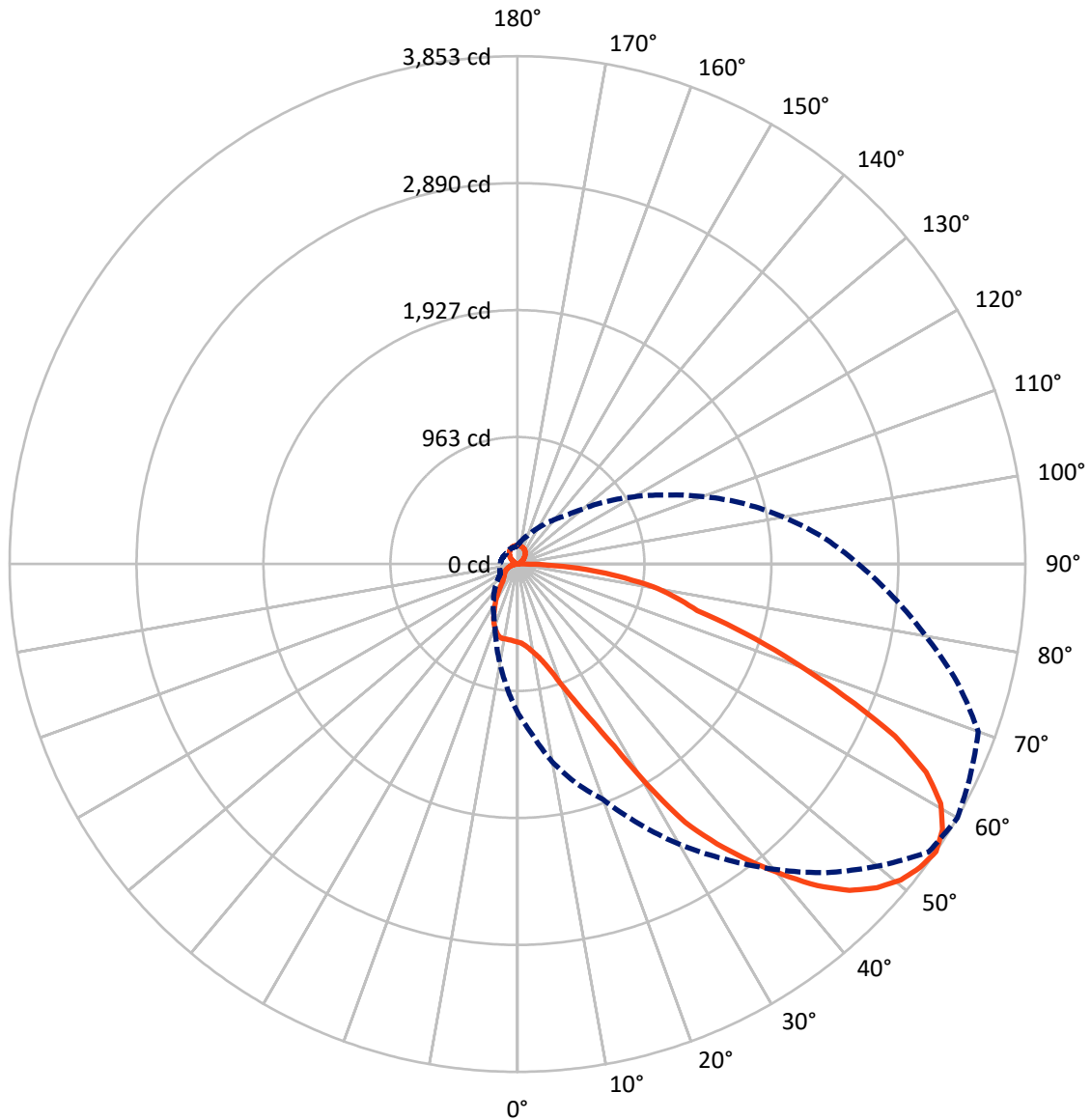
✕ Max cd
 - - - 1/2 Max cd



Based on 10 foot mounting height. Maximum calculated value = 14.4 fc
 Type IV - Short - Non-Cutoff

REPORT NUMBER: P160138
CATALOG NUMBER: ENV-E02-LED-E1-SLL-7030-ULG

Luminous Intensity Polar Plot



— Vertical Plane Through 60-Deg Lateral - - - Horizontal Cone Through 55-Deg Vertical

REPORT NUMBER: P160138

CATALOG NUMBER: ENV-E02-LED-E1-SLL-7030-ULG

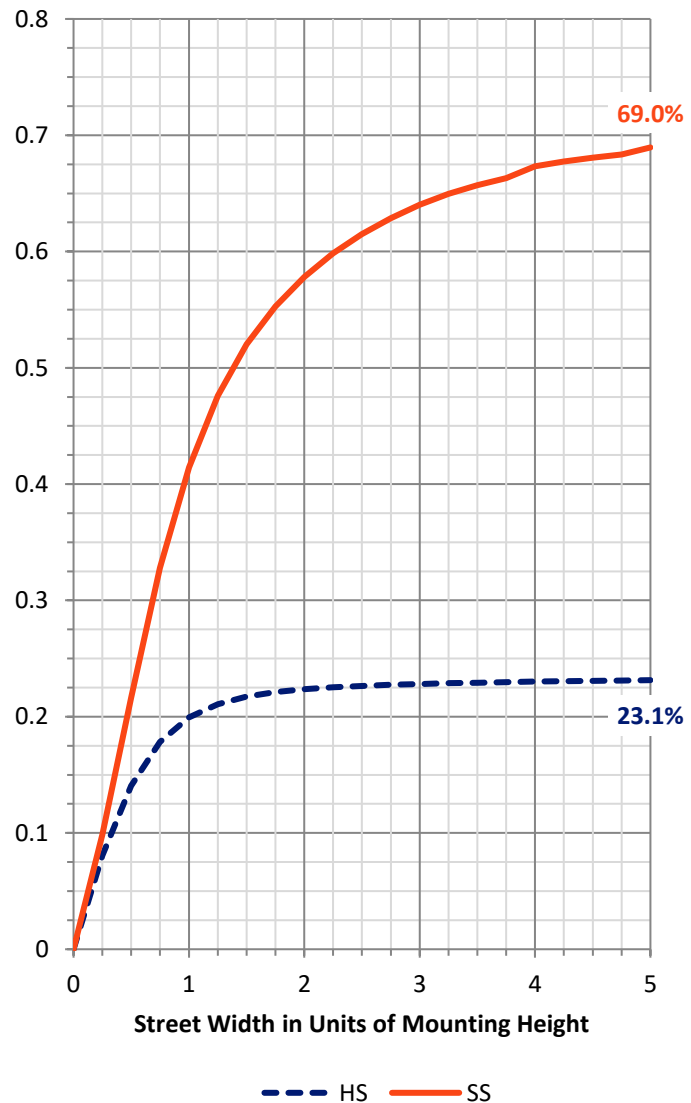
FLUX DISTRIBUTION:

		Downward	Upward	Total
House Side	Lumens	1111.6	157.7	1269.3
	% Fixture	23.3	3.3	26.7
Street Side	Lumens	3335.7	157.7	3493.4
	% Fixture	70.0	3.3	73.3
Total	Lumens	4447.3	315.5	4762.8
	% Fixture	93.4	6.6	100.0

Coefficient of Utilization

ZONAL LUMENS:

Zone	Lumens	% Fixture
0°-10°	58.4	1.2
10°-20°	191.9	4.0
20°-30°	372.4	7.8
30°-40°	585.3	12.3
40°-50°	782.4	16.4
50°-60°	917.9	19.3
60°-70°	870.9	18.3
70°-80°	525.6	11.0
80°-90°	142.4	3.0
90°-100°	1.3	0.0
100°-110°	12.3	0.3
110°-120°	25.2	0.5
120°-130°	43.0	0.9
130°-140°	60.0	1.3
140°-150°	65.4	1.4
150°-160°	56.9	1.2
160°-170°	38.2	0.8
170°-180°	13.3	0.3
0°-90°	4447.3	93.4
0°-180°	4762.8	100.0



REPORT NUMBER: P160138

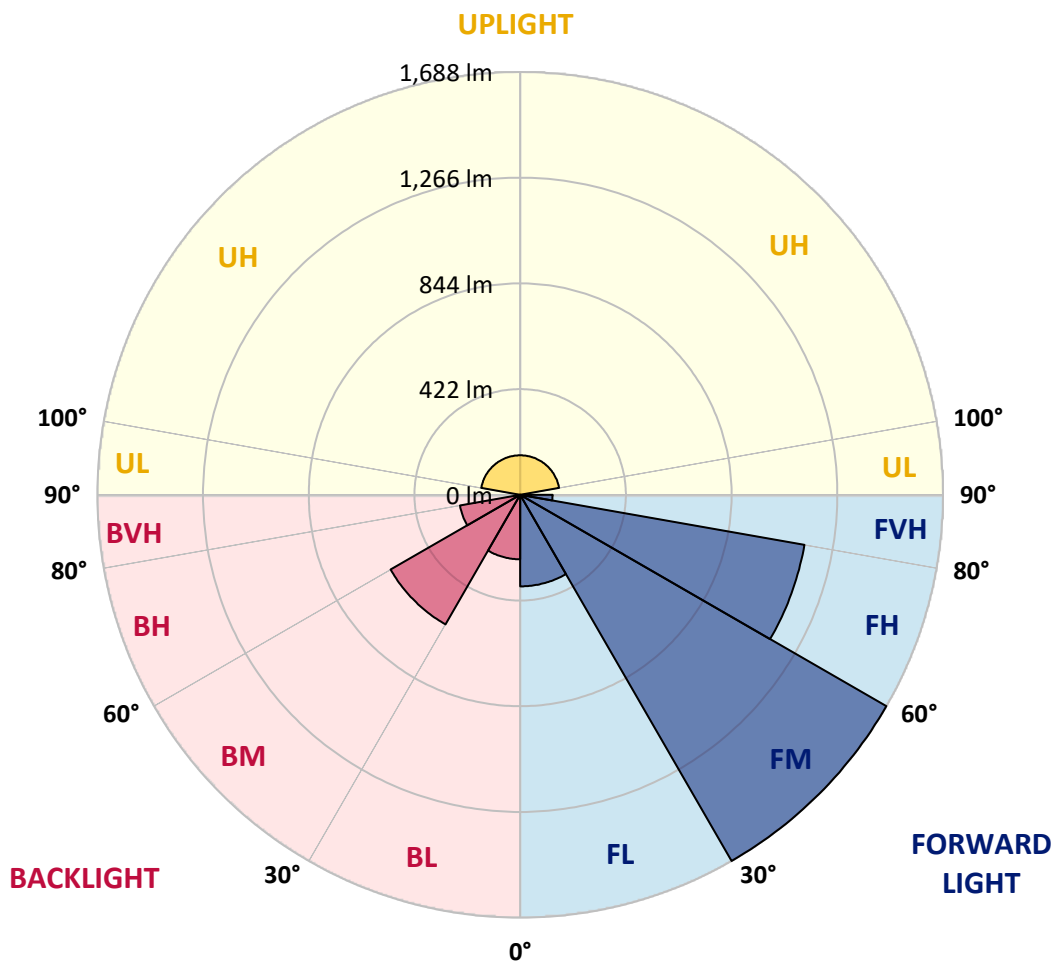
CATALOG NUMBER: ENV-E02-LED-E1-SLL-7030-ULG

LUMINAIRE CLASSIFICATION SYSTEM LUMEN TABLE AND BUG RATING:

Zone		Lumens	% Fixture	Zone Rating/Lumen Limit		
				B	U	G
FL	(0°-30°)	365.5	7.7			
FM	(30°-60°)	1688.3	35.4			
FH	(60°-80°)	1152.4	24.2			G1/1800
FVH	(80°-90°)	129.5	2.7			G2/225
BL	(0°-30°)	257.2	5.4	B1/500		
BM	(30°-60°)	597.4	12.5	B1/1000		
BH	(60°-80°)	244.1	5.1	B1/500		G1/500
BVH	(80°-90°)	12.9	0.3			G1/100
UL	(90°-100°)	1.3	0.0		U1/10	
UH	(100°-180°)	157.7	3.3		U3/500	

BUG Rating: B1-U3-G2

Type IV Short





REPORT NUMBER: P160138

CATALOG NUMBER: ENV-E02-LED-E1-SLL-7030-ULG

CANDELA DISTRIBUTION (FULL):

	0°	5°	10°	15°	20°	25°	30°	35°	40°	45°	50°
0°	592.8	592.8	592.8	592.8	592.8	592.8	592.8	592.8	592.8	592.8	592.8
2.5°	605.6	604.6	605.6	604.6	604.6	604.6	605.6	604.6	601.9	601.9	602.8
5°	620.2	620.2	620.2	621.1	621.1	622.0	623.8	622.0	621.1	625.6	622.0
7.5°	637.5	637.5	640.3	641.2	643.9	643.9	647.6	646.7	650.3	653.0	650.3
10°	664.0	661.3	667.7	667.7	675.0	675.9	679.5	680.4	686.8	692.3	687.8
12.5°	702.4	704.2	715.2	717.0	726.1	726.1	726.1	729.8	734.3	738.0	733.4
15°	770.9	774.5	789.1	790.0	805.6	799.2	806.5	807.4	806.5	809.2	802.8
17.5°	859.5	869.5	890.5	895.1	902.4	915.2	915.2	913.4	917.9	920.7	903.3
20°	968.2	985.5	1009.3	1018.4	1038.5	1060.4	1059.5	1055.8	1056.7	1049.4	1030.3
22.5°	1090.5	1129.8	1169.1	1183.7	1198.3	1225.7	1243.1	1237.6	1242.2	1225.7	1208.4
25°	1230.3	1294.2	1353.6	1375.5	1428.5	1476.9	1484.2	1480.5	1460.4	1444.9	1427.6
27.5°	1316.1	1400.2	1481.5	1537.2	1627.6	1705.2	1720.8	1746.3	1752.7	1765.5	1723.5
30°	1334.4	1439.4	1540.8	1625.8	1734.5	1826.7	1929.0	2004.8	2056.0	2096.1	2068.7
32.5°	1347.2	1465.9	1578.3	1685.1	1774.6	1908.9	2037.7	2150.0	2299.8	2354.6	2406.7
35°	1350.8	1486.9	1613.9	1734.5	1850.4	1983.8	2121.7	2245.0	2447.8	2610.4	2721.8
37.5°	1345.4	1502.5	1651.3	1798.4	1936.3	2083.4	2228.6	2349.1	2546.4	2756.5	2906.3
40°	1323.4	1497.0	1666.9	1832.2	1999.3	2181.1	2347.3	2477.9	2662.4	2910.8	3110.0
42.5°	1295.1	1474.1	1661.4	1843.1	2031.3	2245.0	2446.0	2604.9	2808.6	3059.7	3286.2
45°	1259.5	1445.8	1639.5	1831.3	2034.0	2271.5	2500.8	2704.4	2920.9	3200.4	3418.7
47.5°	1215.7	1405.6	1610.2	1804.8	2015.8	2272.4	2526.3	2759.2	2996.7	3297.2	3532.8
50°	1174.6	1363.6	1577.4	1769.2	1981.1	2249.6	2523.6	2783.9	3043.3	3353.8	3601.3
52.5°	1142.6	1328.0	1549.0	1740.8	1940.9	2212.1	2496.2	2772.0	3050.6	3361.1	3614.1
55°	1122.5	1298.8	1525.3	1721.7	1900.7	2171.9	2454.2	2730.9	3023.2	3312.7	3566.6
57.5°	1125.2	1293.3	1511.6	1718.0	1871.5	2137.2	2406.7	2672.5	2938.2	3214.1	3476.2
60°	1153.6	1305.2	1504.3	1692.4	1889.7	2140.9	2385.7	2607.6	2820.4	3074.3	3319.1
62.5°	1224.8	1355.4	1516.2	1709.8	1927.2	2175.6	2372.0	2507.1	2634.1	2888.0	3137.4
65°	1360.0	1473.2	1602.0	1771.9	1984.7	2224.0	2316.3	2343.7	2424.9	2667.0	2914.5
67.5°	1492.4	1626.7	1699.7	1808.4	2007.5	2237.7	2249.6	2131.8	2129.9	2365.6	2544.6
70°	1620.3	1814.8	1844.1	1904.3	2040.4	2223.1	2180.2	1952.7	1849.5	1881.5	1985.6
72.5°	1536.3	1827.6	1848.6	1866.9	1948.2	2118.1	2068.7	1761.9	1530.8	1489.7	1607.5
75°	1172.7	1542.6	1592.0	1560.0	1604.8	1734.5	1725.3	1485.1	1406.6	1434.0	1479.6
77.5°	843.9	1189.2	1296.0	1191.9	1180.0	1264.1	1240.3	1260.4	1409.3	1449.5	1438.5
80°	489.6	755.3	907.9	808.3	772.7	825.7	918.8	1059.5	1222.1	1308.8	1325.3
82.5°	306.0	445.7	606.5	568.1	519.7	612.9	757.2	855.8	936.2	1015.6	1020.2
85°	132.4	190.9	295.9	310.5	384.5	467.6	582.7	611.0	698.7	759.9	706.9
87.5°	4.6	4.6	71.2	105.9	188.2	337.9	457.6	409.2	414.7	363.5	338.9
90°	0.1	0.1	0.1	0.1	0.1	0.1	0.1	0.1	0.1	0.1	0.1
92.5°	0.1	0.1	0.1	0.1	0.1	0.1	0.1	0.1	0.1	0.1	0.1
95°	0.5	0.5	0.5	0.5	0.5	0.5	0.5	0.5	0.5	0.5	0.5
97.5°	1.5	1.5	1.5	1.5	1.5	1.5	1.5	1.5	1.5	1.5	1.5
100°	5.0	5.0	5.0	5.0	5.0	5.0	5.0	5.0	5.0	5.0	5.0
102.5°	8.8	8.8	8.8	8.8	8.8	8.8	8.8	8.8	8.8	8.8	8.8
105°	11.8	11.8	11.8	11.8	11.8	11.8	11.8	11.8	11.8	11.8	11.8
107.5°	14.7	14.7	14.7	14.7	14.7	14.7	14.7	14.7	14.7	14.7	14.7
110°	17.8	17.8	17.8	17.8	17.8	17.8	17.8	17.8	17.8	17.8	17.8



REPORT NUMBER: P160138

CATALOG NUMBER: ENV-E02-LED-E1-SLL-7030-ULG

CANDELA DISTRIBUTION (continued):

	0°	5°	10°	15°	20°	25°	30°	35°	40°	45°	50°
112.5°	21.2	21.2	21.2	21.2	21.2	21.2	21.2	21.2	21.2	21.2	21.2
115°	25.0	25.0	25.0	25.0	25.0	25.0	25.0	25.0	25.0	25.0	25.0
117.5°	29.5	29.5	29.5	29.5	29.5	29.5	29.5	29.5	29.5	29.5	29.5
120°	34.8	34.8	34.8	34.8	34.8	34.8	34.8	34.8	34.8	34.8	34.8
122.5°	40.9	40.9	40.9	40.9	40.9	40.9	40.9	40.9	40.9	40.9	40.9
125°	47.8	47.8	47.8	47.8	47.8	47.8	47.8	47.8	47.8	47.8	47.8
127.5°	55.3	55.3	55.3	55.3	55.3	55.3	55.3	55.3	55.3	55.3	55.3
130°	63.0	63.0	63.0	63.0	63.0	63.0	63.0	63.0	63.0	63.0	63.0
132.5°	70.5	70.5	70.5	70.5	70.5	70.5	70.5	70.5	70.5	70.5	70.5
135°	77.9	77.9	77.9	77.9	77.9	77.9	77.9	77.9	77.9	77.9	77.9
137.5°	85.3	85.3	85.3	85.3	85.3	85.3	85.3	85.3	85.3	85.3	85.3
140°	92.5	92.5	92.5	92.5	92.5	92.5	92.5	92.5	92.5	92.5	92.5
142.5°	99.2	99.2	99.2	99.2	99.2	99.2	99.2	99.2	99.2	99.2	99.2
145°	104.9	104.9	104.9	104.9	104.9	104.9	104.9	104.9	104.9	104.9	104.9
147.5°	110.1	110.1	110.1	110.1	110.1	110.1	110.1	110.1	110.1	110.1	110.1
150°	115.1	115.1	115.1	115.1	115.1	115.1	115.1	115.1	115.1	115.1	115.1
152.5°	119.7	119.7	119.7	119.7	119.7	119.7	119.7	119.7	119.7	119.7	119.7
155°	123.7	123.7	123.7	123.7	123.7	123.7	123.7	123.7	123.7	123.7	123.7
157.5°	127.0	127.0	127.0	127.0	127.0	127.0	127.0	127.0	127.0	127.0	127.0
160°	130.3	130.3	130.3	130.3	130.3	130.3	130.3	130.3	130.3	130.3	130.3
162.5°	133.5	133.5	133.5	133.5	133.5	133.5	133.5	133.5	133.5	133.5	133.5
165°	136.0	136.0	136.0	136.0	136.0	136.0	136.0	136.0	136.0	136.0	136.0
167.5°	137.1	137.1	137.1	137.1	137.1	137.1	137.1	137.1	137.1	137.1	137.1
170°	137.4	137.4	137.4	137.4	137.4	137.4	137.4	137.4	137.4	137.4	137.4
172.5°	138.6	138.6	138.6	138.6	138.6	138.6	138.6	138.6	138.6	138.6	138.6
175°	140.5	140.5	140.5	140.5	140.5	140.5	140.5	140.5	140.5	140.5	140.5
177.5°	141.1	141.1	141.1	141.1	141.1	141.1	141.1	141.1	141.1	141.1	141.1
180°	140.8	140.8	140.8	140.8	140.8	140.8	140.8	140.8	140.8	140.8	140.8



REPORT NUMBER: P160138

CATALOG NUMBER: ENV-E02-LED-E1-SLL-7030-ULG

CANDELA DISTRIBUTION (continued):

	55°	60°	65°	70°	75°	80°	85°	90°	95°	100°	105°
0°	592.8	592.8	592.8	592.8	592.8	592.8	592.8	592.8	592.8	592.8	592.8
2.5°	602.8	601.0	601.9	599.2	599.2	600.1	600.1	597.3	597.3	597.3	596.4
5°	623.8	622.0	621.1	619.3	616.5	618.3	615.6	613.8	611.0	610.1	607.4
7.5°	651.2	648.5	647.6	643.0	639.3	637.5	635.7	629.3	626.6	624.7	621.1
10°	683.2	683.2	681.4	672.2	669.5	663.1	656.7	649.4	643.9	635.7	631.1
12.5°	724.3	727.0	720.6	712.4	706.0	693.2	681.4	671.3	660.4	648.5	641.2
15°	785.5	787.3	774.5	767.2	757.2	742.6	724.3	707.8	691.4	675.0	661.3
17.5°	875.9	873.2	854.9	847.6	830.2	805.6	780.9	759.0	734.3	711.5	694.1
20°	1006.5	995.6	948.1	945.3	923.4	888.7	853.1	821.1	788.2	759.0	729.8
22.5°	1165.4	1140.8	1106.1	1066.8	1024.8	986.4	944.4	899.7	858.5	822.0	790.0
25°	1372.8	1318.0	1286.0	1233.0	1196.5	1128.9	1070.4	1034.8	979.1	937.1	896.0
27.5°	1649.5	1562.7	1516.2	1458.6	1377.3	1329.8	1250.4	1181.9	1122.5	1053.1	1007.4
30°	2008.5	1944.5	1827.6	1747.2	1634.9	1519.8	1422.1	1332.6	1254.9	1171.8	1104.2
32.5°	2377.5	2337.3	2200.3	2050.5	1879.7	1710.7	1567.3	1456.8	1355.4	1262.3	1184.6
35°	2690.7	2607.6	2473.4	2316.3	2097.1	1901.6	1719.8	1579.2	1453.1	1337.1	1239.4
37.5°	2892.6	2856.0	2720.0	2541.9	2301.6	2090.7	1902.5	1736.3	1579.2	1427.6	1301.5
40°	3117.3	3096.3	2982.1	2763.8	2541.9	2283.4	2068.7	1893.4	1724.4	1543.6	1378.2
42.5°	3318.2	3337.4	3220.5	3028.7	2772.0	2480.7	2252.3	2057.8	1865.1	1680.6	1489.7
45°	3498.1	3532.8	3447.0	3268.9	2987.6	2668.8	2430.4	2218.5	2008.5	1806.6	1593.8
47.5°	3633.3	3670.8	3598.6	3458.9	3165.7	2825.9	2586.6	2349.1	2129.0	1897.0	1671.4
50°	3746.6	3768.5	3713.7	3591.3	3310.0	2978.4	2711.7	2462.4	2218.5	1968.3	1721.7
52.5°	3812.3	3825.1	3771.2	3682.6	3419.6	3091.7	2809.5	2540.9	2281.5	2017.6	1754.5
55°	3808.7	3853.4	3792.2	3721.0	3453.4	3145.6	2860.6	2585.7	2328.1	2049.6	1773.7
57.5°	3737.4	3803.2	3774.9	3686.3	3425.1	3141.9	2867.9	2611.3	2358.3	2060.5	1764.6
60°	3600.4	3690.8	3710.9	3584.9	3311.8	3041.5	2798.5	2582.0	2330.0	2012.1	1708.9
62.5°	3406.8	3479.9	3531.9	3360.2	3089.9	2833.2	2643.2	2472.4	2215.8	1868.7	1593.8
65°	3114.5	3148.3	3162.9	3004.0	2739.1	2568.3	2444.1	2297.1	2012.1	1665.0	1415.7
67.5°	2679.8	2675.2	2689.8	2615.8	2420.4	2330.9	2248.7	2088.8	1756.4	1432.1	1183.7
70°	2130.8	2225.8	2306.2	2227.7	2106.2	2016.7	1948.2	1759.1	1402.9	1106.1	899.7
72.5°	1734.5	1812.1	1855.9	1787.4	1669.6	1605.7	1515.2	1327.1	987.3	786.4	617.4
75°	1465.0	1408.4	1434.9	1391.9	1283.3	1191.0	1138.9	931.6	647.6	520.6	384.5
77.5°	1323.4	1233.0	1175.5	1083.2	959.0	854.0	801.0	579.1	408.3	306.9	221.9
80°	1170.0	1044.9	895.1	746.2	639.3	574.5	538.0	330.6	224.7	178.1	127.9
82.5°	889.6	771.8	626.6	518.8	426.5	371.7	329.7	189.1	127.0	94.1	73.1
85°	569.9	525.2	479.5	426.5	357.1	286.8	221.0	137.9	93.2	53.9	40.2
87.5°	274.9	228.3	226.5	209.2	199.1	157.1	93.2	32.0	20.1	17.4	11.0
90°	0.1	0.1	0.1	0.1	0.1	0.1	0.1	0.1	0.1	0.1	0.1
92.5°	0.1	0.1	0.1	0.1	0.1	0.1	0.1	0.1	0.1	0.1	0.1
95°	0.5	0.5	0.5	0.5	0.5	0.5	0.5	0.5	0.5	0.5	0.5
97.5°	1.5	1.5	1.5	1.5	1.5	1.5	1.5	1.5	1.5	1.5	1.5
100°	5.0	5.0	5.0	5.0	5.0	5.0	5.0	5.0	5.0	5.0	5.0
102.5°	8.8	8.8	8.8	8.8	8.8	8.8	8.8	8.8	8.8	8.8	8.8
105°	11.8	11.8	11.8	11.8	11.8	11.8	11.8	11.8	11.8	11.8	11.8
107.5°	14.7	14.7	14.7	14.7	14.7	14.7	14.7	14.7	14.7	14.7	14.7
110°	17.8	17.8	17.8	17.8	17.8	17.8	17.8	17.8	17.8	17.8	17.8



REPORT NUMBER: P160138

CATALOG NUMBER: ENV-E02-LED-E1-SLL-7030-ULG

CANDELA DISTRIBUTION (continued):

	55°	60°	65°	70°	75°	80°	85°	90°	95°	100°	105°
112.5°	21.2	21.2	21.2	21.2	21.2	21.2	21.2	21.2	21.2	21.2	21.2
115°	25.0	25.0	25.0	25.0	25.0	25.0	25.0	25.0	25.0	25.0	25.0
117.5°	29.5	29.5	29.5	29.5	29.5	29.5	29.5	29.5	29.5	29.5	29.5
120°	34.8	34.8	34.8	34.8	34.8	34.8	34.8	34.8	34.8	34.8	34.8
122.5°	40.9	40.9	40.9	40.9	40.9	40.9	40.9	40.9	40.9	40.9	40.9
125°	47.8	47.8	47.8	47.8	47.8	47.8	47.8	47.8	47.8	47.8	47.8
127.5°	55.3	55.3	55.3	55.3	55.3	55.3	55.3	55.3	55.3	55.3	55.3
130°	63.0	63.0	63.0	63.0	63.0	63.0	63.0	63.0	63.0	63.0	63.0
132.5°	70.5	70.5	70.5	70.5	70.5	70.5	70.5	70.5	70.5	70.5	70.5
135°	77.9	77.9	77.9	77.9	77.9	77.9	77.9	77.9	77.9	77.9	77.9
137.5°	85.3	85.3	85.3	85.3	85.3	85.3	85.3	85.3	85.3	85.3	85.3
140°	92.5	92.5	92.5	92.5	92.5	92.5	92.5	92.5	92.5	92.5	92.5
142.5°	99.2	99.2	99.2	99.2	99.2	99.2	99.2	99.2	99.2	99.2	99.2
145°	104.9	104.9	104.9	104.9	104.9	104.9	104.9	104.9	104.9	104.9	104.9
147.5°	110.1	110.1	110.1	110.1	110.1	110.1	110.1	110.1	110.1	110.1	110.1
150°	115.1	115.1	115.1	115.1	115.1	115.1	115.1	115.1	115.1	115.1	115.1
152.5°	119.7	119.7	119.7	119.7	119.7	119.7	119.7	119.7	119.7	119.7	119.7
155°	123.7	123.7	123.7	123.7	123.7	123.7	123.7	123.7	123.7	123.7	123.7
157.5°	127.0	127.0	127.0	127.0	127.0	127.0	127.0	127.0	127.0	127.0	127.0
160°	130.3	130.3	130.3	130.3	130.3	130.3	130.3	130.3	130.3	130.3	130.3
162.5°	133.5	133.5	133.5	133.5	133.5	133.5	133.5	133.5	133.5	133.5	133.5
165°	136.0	136.0	136.0	136.0	136.0	136.0	136.0	136.0	136.0	136.0	136.0
167.5°	137.1	137.1	137.1	137.1	137.1	137.1	137.1	137.1	137.1	137.1	137.1
170°	137.4	137.4	137.4	137.4	137.4	137.4	137.4	137.4	137.4	137.4	137.4
172.5°	138.6	138.6	138.6	138.6	138.6	138.6	138.6	138.6	138.6	138.6	138.6
175°	140.5	140.5	140.5	140.5	140.5	140.5	140.5	140.5	140.5	140.5	140.5
177.5°	141.1	141.1	141.1	141.1	141.1	141.1	141.1	141.1	141.1	141.1	141.1
180°	140.8	140.8	140.8	140.8	140.8	140.8	140.8	140.8	140.8	140.8	140.8



REPORT NUMBER: P160138

CATALOG NUMBER: ENV-E02-LED-E1-SLL-7030-ULG

CANDELA DISTRIBUTION (continued):

	110°	115°	120°	125°	130°	135°	140°	145°	150°	155°	160°
0°	592.8	592.8	592.8	592.8	592.8	592.8	592.8	592.8	592.8	592.8	592.8
2.5°	594.6	593.7	591.9	591.9	590.9	590.0	589.1	589.1	590.0	588.2	587.3
5°	604.6	603.7	601.0	600.1	599.2	597.3	597.3	596.4	596.4	594.6	593.7
7.5°	616.5	614.7	612.9	611.9	609.2	609.2	609.2	611.0	611.0	611.0	611.9
10°	628.4	623.8	622.0	622.0	621.1	622.0	624.7	626.6	629.3	631.1	633.0
12.5°	634.8	630.2	628.4	626.6	629.3	629.3	633.9	639.3	643.9	648.5	650.3
15°	651.2	643.0	639.3	634.8	634.8	634.8	639.3	643.9	649.4	654.9	655.8
17.5°	679.5	664.9	657.6	647.6	644.8	641.2	641.2	643.0	646.7	651.2	651.2
20°	707.8	693.2	681.4	670.4	663.1	653.0	645.7	639.3	636.6	638.4	638.4
22.5°	759.0	741.6	727.0	708.8	692.3	679.5	661.3	645.7	633.9	630.2	627.5
25°	851.2	826.6	801.9	774.5	756.3	732.5	706.9	681.4	657.6	641.2	626.6
27.5°	953.5	919.7	884.1	841.2	812.0	776.3	742.6	706.0	676.8	652.1	625.6
30°	1051.3	988.2	937.1	883.2	835.7	787.3	745.3	702.4	670.4	641.2	609.2
32.5°	1099.7	1024.8	955.4	887.8	830.2	774.5	728.9	680.4	646.7	613.8	575.4
35°	1133.5	1044.0	960.8	882.3	817.4	756.3	704.2	654.0	613.8	576.3	532.5
37.5°	1175.5	1063.1	965.4	877.7	801.9	732.5	674.1	617.4	571.8	531.6	485.9
40°	1230.3	1092.4	970.9	864.9	778.2	699.6	639.3	578.2	529.7	486.8	444.8
42.5°	1306.1	1132.6	977.3	849.4	751.7	669.5	607.4	548.0	496.9	451.2	409.2
45°	1381.0	1179.1	993.7	844.8	734.3	650.3	584.5	521.5	467.6	419.2	370.8
47.5°	1436.7	1213.8	1011.1	847.6	724.3	630.2	559.9	489.6	429.3	376.3	327.0
50°	1472.3	1235.8	1026.6	854.9	715.2	603.7	520.6	449.4	387.3	335.2	285.9
52.5°	1490.6	1242.2	1032.1	852.2	691.4	561.7	478.6	410.1	350.7	299.6	255.7
55°	1496.1	1235.8	1020.2	826.6	650.3	519.7	440.2	375.4	317.8	269.4	230.2
57.5°	1476.9	1208.4	978.2	774.5	595.5	479.5	399.1	336.1	281.3	238.4	202.8
60°	1414.8	1145.3	904.2	693.2	534.3	425.6	345.2	283.1	238.4	200.9	176.3
62.5°	1301.5	1038.5	803.7	591.9	450.3	351.6	275.8	221.9	185.4	158.9	146.1
65°	1160.0	892.3	653.0	470.4	344.3	262.1	198.2	162.6	137.0	121.5	115.1
67.5°	948.1	697.8	488.6	335.2	237.5	178.1	134.3	115.1	104.1	99.6	97.7
70°	682.3	484.1	323.3	217.4	154.4	121.5	97.7	89.5	84.9	84.9	85.9
72.5°	449.4	298.7	197.3	138.8	109.6	91.3	79.5	75.8	75.8	77.6	78.5
75°	263.0	173.5	121.5	101.4	86.8	76.7	70.3	67.6	67.6	68.5	68.5
77.5°	155.3	106.9	86.8	76.7	70.3	65.8	62.1	58.5	57.5	57.5	60.3
80°	95.9	75.8	67.6	61.2	56.6	53.0	49.3	49.3	49.3	48.4	50.2
82.5°	62.1	53.9	53.0	51.1	45.7	42.0	38.4	38.4	40.2	38.4	39.3
85°	37.4	35.6	34.7	34.7	32.9	31.1	28.3	28.3	31.1	30.1	26.5
87.5°	10.0	9.1	11.9	11.0	12.8	12.8	12.8	14.6	19.2	24.7	18.3
90°	0.1	0.1	0.1	0.1	0.1	0.1	0.1	0.1	0.1	0.1	0.1
92.5°	0.1	0.1	0.1	0.1	0.1	0.1	0.1	0.1	0.1	0.1	0.1
95°	0.5	0.5	0.5	0.5	0.5	0.5	0.5	0.5	0.5	0.5	0.5
97.5°	1.5	1.5	1.5	1.5	1.5	1.5	1.5	1.5	1.5	1.5	1.5
100°	5.0	5.0	5.0	5.0	5.0	5.0	5.0	5.0	5.0	5.0	5.0
102.5°	8.8	8.8	8.8	8.8	8.8	8.8	8.8	8.8	8.8	8.8	8.8
105°	11.8	11.8	11.8	11.8	11.8	11.8	11.8	11.8	11.8	11.8	11.8
107.5°	14.7	14.7	14.7	14.7	14.7	14.7	14.7	14.7	14.7	14.7	14.7
110°	17.8	17.8	17.8	17.8	17.8	17.8	17.8	17.8	17.8	17.8	17.8



REPORT NUMBER: P160138
 CATALOG NUMBER: ENV-E02-LED-E1-SLL-7030-ULG

REPORT N
 CATALOG

CANDELA DISTRIBUTION (continued):

CANDELA

	110°	115°	120°	125°	130°	135°	140°	145°	150°	155°	160°	
112.5°	21.2	21.2	21.2	21.2	21.2	21.2	21.2	21.2	21.2	21.2	21.2	0°
115°	25.0	25.0	25.0	25.0	25.0	25.0	25.0	25.0	25.0	25.0	25.0	2.5°
117.5°	29.5	29.5	29.5	29.5	29.5	29.5	29.5	29.5	29.5	29.5	29.5	5°
120°	34.8	34.8	34.8	34.8	34.8	34.8	34.8	34.8	34.8	34.8	34.8	7.5°
122.5°	40.9	40.9	40.9	40.9	40.9	40.9	40.9	40.9	40.9	40.9	40.9	10°
125°	47.8	47.8	47.8	47.8	47.8	47.8	47.8	47.8	47.8	47.8	47.8	12.5°
127.5°	55.3	55.3	55.3	55.3	55.3	55.3	55.3	55.3	55.3	55.3	55.3	15°
130°	63.0	63.0	63.0	63.0	63.0	63.0	63.0	63.0	63.0	63.0	63.0	17.5°
132.5°	70.5	70.5	70.5	70.5	70.5	70.5	70.5	70.5	70.5	70.5	70.5	20°
135°	77.9	77.9	77.9	77.9	77.9	77.9	77.9	77.9	77.9	77.9	77.9	22.5°
137.5°	85.3	85.3	85.3	85.3	85.3	85.3	85.3	85.3	85.3	85.3	85.3	25°
140°	92.5	92.5	92.5	92.5	92.5	92.5	92.5	92.5	92.5	92.5	92.5	27.5°
142.5°	99.2	99.2	99.2	99.2	99.2	99.2	99.2	99.2	99.2	99.2	99.2	30°
145°	104.9	104.9	104.9	104.9	104.9	104.9	104.9	104.9	104.9	104.9	104.9	32.5°
147.5°	110.1	110.1	110.1	110.1	110.1	110.1	110.1	110.1	110.1	110.1	110.1	35°
150°	115.1	115.1	115.1	115.1	115.1	115.1	115.1	115.1	115.1	115.1	115.1	37.5°
152.5°	119.7	119.7	119.7	119.7	119.7	119.7	119.7	119.7	119.7	119.7	119.7	40°
155°	123.7	123.7	123.7	123.7	123.7	123.7	123.7	123.7	123.7	123.7	123.7	42.5°
157.5°	127.0	127.0	127.0	127.0	127.0	127.0	127.0	127.0	127.0	127.0	127.0	45°
160°	130.3	130.3	130.3	130.3	130.3	130.3	130.3	130.3	130.3	130.3	130.3	47.5°
162.5°	133.5	133.5	133.5	133.5	133.5	133.5	133.5	133.5	133.5	133.5	133.5	50°
165°	136.0	136.0	136.0	136.0	136.0	136.0	136.0	136.0	136.0	136.0	136.0	52.5°
167.5°	137.1	137.1	137.1	137.1	137.1	137.1	137.1	137.1	137.1	137.1	137.1	55°
170°	137.4	137.4	137.4	137.4	137.4	137.4	137.4	137.4	137.4	137.4	137.4	57.5°
172.5°	138.6	138.6	138.6	138.6	138.6	138.6	138.6	138.6	138.6	138.6	138.6	60°
175°	140.5	140.5	140.5	140.5	140.5	140.5	140.5	140.5	140.5	140.5	140.5	62.5°
177.5°	141.1	141.1	141.1	141.1	141.1	141.1	141.1	141.1	141.1	141.1	141.1	65°
180°	140.8	140.8	140.8	140.8	140.8	140.8	140.8	140.8	140.8	140.8	140.8	67.5°
												70°
												72.5°
												75°
												77.5°
												80°
												82.5°
												85°
												87.5°
												90°
												92.5°
												95°
												97.5°
												100°
												102.5°
												105°
												107.5°
												110°

NUMBER: P160138
 NUMBER: ENV-E02-LED-E1-SLL-7030-ULG

REPORT NUMBER: P
 CATALOG NUMBER:

DISTRIBUTION (continued):

CANDELA DISTRIBUTION

165°	170°	175°	180°	185°	190°	195°	200°	205°	210°	215°	165°	
592.8	592.8	592.8	592.8	592.8	592.8	592.8	592.8	592.8	592.8	592.8	112.5°	21.2
586.4	587.3	585.5	584.5	585.5	586.4	583.6	582.7	581.8	580.9	581.8	115°	25.0
592.8	592.8	590.0	588.2	588.2	587.3	584.5	583.6	580.0	579.1	581.8	117.5°	29.5
611.0	610.1	607.4	604.6	603.7	603.7	597.3	594.6	592.8	587.3	588.2	120°	34.8
632.0	632.0	633.0	629.3	624.7	623.8	616.5	611.9	609.2	604.6	602.8	122.5°	40.9
648.5	645.7	644.8	639.3	634.8	633.0	626.6	622.9	619.3	614.7	613.8	125°	47.8
654.0	648.5	644.8	638.4	633.0	629.3	623.8	620.2	615.6	612.9	611.0	127.5°	55.3
648.5	643.0	637.5	630.2	622.9	618.3	611.9	606.5	604.6	601.0	595.5	130°	63.0
636.6	630.2	623.8	614.7	606.5	600.1	592.8	588.2	582.7	577.2	566.3	132.5°	70.5
622.0	614.7	608.3	596.4	588.2	580.9	572.7	565.4	559.0	548.0	531.6	135°	77.9
611.9	596.4	585.5	569.0	559.9	550.8	547.1	539.8	530.7	511.5	491.4	137.5°	85.3
597.3	569.0	548.9	532.5	519.7	508.7	502.3	494.1	485.0	466.7	445.7	140°	92.5
572.7	539.8	520.6	503.3	488.6	476.8	464.9	449.4	437.5	416.5	401.9	142.5°	99.2
535.2	507.8	490.5	474.0	454.8	439.3	424.7	406.4	389.1	368.1	355.3	145°	104.9
493.2	468.5	446.6	429.3	409.2	393.7	378.1	357.1	340.7	321.5	309.6	147.5°	110.1
449.4	422.9	397.3	377.2	358.9	341.6	327.9	307.8	290.4	272.2	265.8	150°	115.1
410.1	380.0	352.6	332.5	312.4	295.0	280.4	259.4	244.8	232.0	224.7	152.5°	119.7
371.7	339.8	314.2	293.2	273.1	254.8	235.6	219.2	206.4	200.9	190.9	155°	123.7
328.8	295.9	271.3	248.4	232.0	212.8	198.2	187.2	179.0	174.4	168.1	157.5°	127.0
285.0	257.6	232.0	211.0	190.9	174.4	165.3	159.8	157.1	153.4	150.7	160°	130.3
249.3	225.6	200.0	179.9	161.7	149.8	145.2	142.5	140.7	138.8	137.9	162.5°	133.5
224.7	199.1	176.3	157.1	143.4	137.0	135.2	133.3	131.5	130.6	129.7	165°	136.0
205.5	179.9	158.9	142.5	132.4	130.6	129.7	127.9	126.0	126.0	124.2	167.5°	137.1
182.7	160.7	142.5	130.6	125.1	124.2	123.3	122.4	121.5	121.5	120.6	170°	137.4
158.9	142.5	130.6	122.4	120.6	118.7	116.9	115.1	114.2	116.0	116.9	172.5°	138.6
135.2	125.1	117.8	115.1	113.3	110.5	108.7	106.9	106.9	108.7	111.4	175°	140.5
112.3	108.7	106.9	105.0	104.1	103.2	101.4	99.6	99.6	99.6	101.4	177.5°	141.1
96.8	95.0	95.0	94.1	93.2	93.2	91.3	89.5	89.5	89.5	89.5	180°	140.8
84.9	85.9	85.9	85.9	84.9	84.0	83.1	81.3	80.4	78.5	76.7		
78.5	77.6	76.7	75.8	74.9	74.0	73.1	72.2	70.3	68.5	66.7		
70.3	68.5	65.8	64.8	63.9	62.1	62.1	61.2	59.4	56.6	54.8		
61.2	59.4	56.6	54.8	54.8	53.9	52.1	51.1	48.4	45.7	43.8		
49.3	46.6	43.8	42.9	42.0	41.1	40.2	39.3	38.4	35.6	34.7		
36.5	33.8	31.1	30.1	29.2	27.4	26.5	26.5	26.5	23.7	21.9		
23.7	20.1	17.4	14.6	14.6	13.7	11.9	10.0	8.2	5.5	3.7		
11.9	6.4	3.7	0.9	0.9	0.9	0.0	0.0	0.0	0.0	0.0		
0.1	0.1	0.1	0.1	0.1	0.1	0.1	0.1	0.1	0.1	0.1		
0.1	0.1	0.1	0.1	0.1	0.1	0.1	0.1	0.1	0.1	0.1		
0.5	0.5	0.5	0.5	0.5	0.5	0.5	0.5	0.5	0.5	0.5		
1.5	1.5	1.5	1.5	1.5	1.5	1.5	1.5	1.5	1.5	1.5		
5.0	5.0	5.0	5.0	5.0	5.0	5.0	5.0	5.0	5.0	5.0		
8.8	8.8	8.8	8.8	8.8	8.8	8.8	8.8	8.8	8.8	8.8		
11.8	11.8	11.8	11.8	11.8	11.8	11.8	11.8	11.8	11.8	11.8		
14.7	14.7	14.7	14.7	14.7	14.7	14.7	14.7	14.7	14.7	14.7		
17.8	17.8	17.8	17.8	17.8	17.8	17.8	17.8	17.8	17.8	17.8		

'160138
 ENV-E02-LED-E1-SLL-7030-ULG

REPORT NUMBER: P160138
 CATALOG NUMBER: ENV-E02-I

TION (continued):

CANDELA DISTRIBUTION (con

170°	175°	180°	185°	190°	195°	200°	205°	210°	215°		220°	225°
21.2	21.2	21.2	21.2	21.2	21.2	21.2	21.2	21.2	21.2	0°	592.8	592.8
25.0	25.0	25.0	25.0	25.0	25.0	25.0	25.0	25.0	25.0	2.5°	581.8	580.9
29.5	29.5	29.5	29.5	29.5	29.5	29.5	29.5	29.5	29.5	5°	581.8	576.3
34.8	34.8	34.8	34.8	34.8	34.8	34.8	34.8	34.8	34.8	7.5°	584.5	580.0
40.9	40.9	40.9	40.9	40.9	40.9	40.9	40.9	40.9	40.9	10°	596.4	589.1
47.8	47.8	47.8	47.8	47.8	47.8	47.8	47.8	47.8	47.8	12.5°	606.5	598.2
55.3	55.3	55.3	55.3	55.3	55.3	55.3	55.3	55.3	55.3	15°	605.6	593.7
63.0	63.0	63.0	63.0	63.0	63.0	63.0	63.0	63.0	63.0	17.5°	586.4	572.7
70.5	70.5	70.5	70.5	70.5	70.5	70.5	70.5	70.5	70.5	20°	554.4	536.1
77.9	77.9	77.9	77.9	77.9	77.9	77.9	77.9	77.9	77.9	22.5°	513.3	495.9
85.3	85.3	85.3	85.3	85.3	85.3	85.3	85.3	85.3	85.3	25°	473.1	453.0
92.5	92.5	92.5	92.5	92.5	92.5	92.5	92.5	92.5	92.5	27.5°	428.4	411.0
99.2	99.2	99.2	99.2	99.2	99.2	99.2	99.2	99.2	99.2	30°	382.7	367.2
104.9	104.9	104.9	104.9	104.9	104.9	104.9	104.9	104.9	104.9	32.5°	338.9	324.2
110.1	110.1	110.1	110.1	110.1	110.1	110.1	110.1	110.1	110.1	35°	295.0	280.4
115.1	115.1	115.1	115.1	115.1	115.1	115.1	115.1	115.1	115.1	37.5°	253.0	239.3
119.7	119.7	119.7	119.7	119.7	119.7	119.7	119.7	119.7	119.7	40°	213.7	203.7
123.7	123.7	123.7	123.7	123.7	123.7	123.7	123.7	123.7	123.7	42.5°	185.4	176.3
127.0	127.0	127.0	127.0	127.0	127.0	127.0	127.0	127.0	127.0	45°	162.6	155.3
130.3	130.3	130.3	130.3	130.3	130.3	130.3	130.3	130.3	130.3	47.5°	146.1	140.7
133.5	133.5	133.5	133.5	133.5	133.5	133.5	133.5	133.5	133.5	50°	134.3	129.7
136.0	136.0	136.0	136.0	136.0	136.0	136.0	136.0	136.0	136.0	52.5°	127.0	123.3
137.1	137.1	137.1	137.1	137.1	137.1	137.1	137.1	137.1	137.1	55°	121.5	118.7
137.4	137.4	137.4	137.4	137.4	137.4	137.4	137.4	137.4	137.4	57.5°	117.8	114.2
138.6	138.6	138.6	138.6	138.6	138.6	138.6	138.6	138.6	138.6	60°	113.3	110.5
140.5	140.5	140.5	140.5	140.5	140.5	140.5	140.5	140.5	140.5	62.5°	108.7	105.0
141.1	141.1	141.1	141.1	141.1	141.1	141.1	141.1	141.1	141.1	65°	100.5	95.9
140.8	140.8	140.8	140.8	140.8	140.8	140.8	140.8	140.8	140.8	67.5°	88.6	84.9
										70°	74.9	74.0
										72.5°	63.0	62.1
										75°	53.0	53.0
										77.5°	43.8	42.9
										80°	33.8	32.0
										82.5°	19.2	18.3
										85°	2.7	1.8
										87.5°	0.0	0.0
										90°	0.1	0.1
										92.5°	0.1	0.1
										95°	0.5	0.5
										97.5°	1.5	1.5
										100°	5.0	5.0
										102.5°	8.8	8.8
										105°	11.8	11.8
										107.5°	14.7	14.7
										110°	17.8	17.8



REPORT NUMBER: P160138

CATALOG NUMBER: ENV-E02-LED-E1-SLI

LED-E1-SLL-7030-ULG

tinued):

CANDELA DISTRIBUTION (continued):

230°	235°	240°	245°	250°	255°	260°	265°	270°		220°	225°	230°
592.8	592.8	592.8	592.8	592.8	592.8	592.8	592.8	592.8	112.5°	21.2	21.2	21.2
581.8	582.7	586.4	588.2	589.1	589.1	590.0	591.9	592.8	115°	25.0	25.0	25.0
576.3	578.2	580.0	582.7	583.6	583.6	584.5	587.3	590.0	117.5°	29.5	29.5	29.5
577.2	576.3	577.2	579.1	579.1	579.1	580.0	582.7	585.5	120°	34.8	34.8	34.8
584.5	579.1	575.4	574.5	573.6	573.6	575.4	579.1	581.8	122.5°	40.9	40.9	40.9
590.9	583.6	576.3	571.8	568.1	566.3	567.2	570.8	576.3	125°	47.8	47.8	47.8
585.5	574.5	566.3	559.9	554.4	552.6	553.5	556.2	562.6	127.5°	55.3	55.3	55.3
561.7	549.8	540.7	536.1	533.4	532.5	534.3	539.8	545.3	130°	63.0	63.0	63.0
527.9	521.5	513.3	510.6	505.1	505.1	504.2	504.2	506.9	132.5°	70.5	70.5	70.5
490.5	486.8	478.6	472.2	465.8	464.9	458.5	459.4	458.5	135°	77.9	77.9	77.9
447.5	443.0	432.9	423.8	416.5	411.9	404.6	403.7	401.0	137.5°	85.3	85.3	85.3
404.6	397.3	385.4	376.3	367.2	360.8	354.4	348.0	346.2	140°	92.5	92.5	92.5
360.8	354.4	340.7	332.5	319.7	310.5	305.1	295.9	291.4	142.5°	99.2	99.2	99.2
317.8	310.5	295.0	279.5	270.4	259.4	251.2	239.3	233.8	145°	104.9	104.9	104.9
270.4	265.8	250.3	233.8	225.6	211.0	200.9	190.9	189.1	147.5°	110.1	110.1	110.1
232.0	221.9	210.1	197.3	183.6	175.4	170.8	169.0	168.1	150°	115.1	115.1	115.1
196.4	190.0	179.0	169.9	163.5	161.7	161.7	161.7	162.6	152.5°	119.7	119.7	119.7
172.6	164.4	158.9	156.2	156.2	157.1	158.0	159.8	161.7	155°	123.7	123.7	123.7
152.5	149.8	149.8	148.9	150.7	152.5	155.3	158.0	159.8	157.5°	127.0	127.0	127.0
138.8	139.7	141.6	142.5	146.1	148.9	151.6	153.4	155.3	160°	130.3	130.3	130.3
127.9	128.8	130.6	133.3	136.1	139.7	142.5	144.3	145.2	162.5°	133.5	133.5	133.5
121.5	121.5	124.2	127.0	130.6	133.3	136.1	137.0	138.8	165°	136.0	136.0	136.0
116.0	116.9	119.6	121.5	123.3	125.1	127.0	127.9	131.5	167.5°	137.1	137.1	137.1
112.3	113.3	114.2	112.3	114.2	116.0	117.8	119.6	121.5	170°	137.4	137.4	137.4
107.8	105.9	104.1	104.1	105.0	106.9	110.5	113.3	116.0	172.5°	138.6	138.6	138.6
102.3	99.6	96.8	95.9	96.8	98.6	102.3	105.9	107.8	175°	140.5	140.5	140.5
93.2	92.2	91.3	90.4	91.3	93.2	96.8	99.6	102.3	177.5°	141.1	141.1	141.1
84.0	83.1	82.2	83.1	84.0	85.9	89.5	92.2	95.0	180°	140.8	140.8	140.8
73.1	73.1	73.1	74.0	74.9	78.5	81.3	84.9	85.9				
61.2	63.0	63.0	63.0	64.8	69.4	73.1	76.7	78.5				
52.1	51.1	53.0	53.0	54.8	58.5	61.2	63.9	64.8				
42.0	42.0	42.9	42.9	42.9	44.8	46.6	46.6	46.6				
31.1	30.1	29.2	27.4	27.4	28.3	28.3	28.3	30.1				
14.6	11.9	11.9	11.0	10.0	10.0	10.0	11.9	12.8				
0.9	0.9	0.9	0.9	0.9	0.9	0.9	1.8	1.8				
0.0	0.9	0.9	0.9	1.8	1.8	1.8	2.7	2.7				
0.1	0.1	0.1	0.1	0.1	0.1	0.1	0.1	0.1				
0.1	0.1	0.1	0.1	0.1	0.1	0.1	0.1	0.1				
0.5	0.5	0.5	0.5	0.5	0.5	0.5	0.5	0.5				
1.5	1.5	1.5	1.5	1.5	1.5	1.5	1.5	1.5				
5.0	5.0	5.0	5.0	5.0	5.0	5.0	5.0	5.0				
8.8	8.8	8.8	8.8	8.8	8.8	8.8	8.8	8.8				
11.8	11.8	11.8	11.8	11.8	11.8	11.8	11.8	11.8				
14.7	14.7	14.7	14.7	14.7	14.7	14.7	14.7	14.7				
17.8	17.8	17.8	17.8	17.8	17.8	17.8	17.8	17.8				



REPORT NUMBER: P160138

CATALOG NUMBER: ENV-E02-LED-E1-SLL-7030-ULC

.-7030-ULG

CANDELA DISTRIBUTION (continued):

235°	240°	245°	250°	255°	260°	265°	270°		275°	280°	285°	290°
21.2	21.2	21.2	21.2	21.2	21.2	21.2	21.2	0°	592.8	592.8	592.8	592.8
25.0	25.0	25.0	25.0	25.0	25.0	25.0	25.0	2.5°	591.9	593.7	593.7	595.5
29.5	29.5	29.5	29.5	29.5	29.5	29.5	29.5	5°	590.0	591.9	592.8	595.5
34.8	34.8	34.8	34.8	34.8	34.8	34.8	34.8	7.5°	587.3	590.9	592.8	596.4
40.9	40.9	40.9	40.9	40.9	40.9	40.9	40.9	10°	584.5	590.0	593.7	600.1
47.8	47.8	47.8	47.8	47.8	47.8	47.8	47.8	12.5°	581.8	587.3	593.7	600.1
55.3	55.3	55.3	55.3	55.3	55.3	55.3	55.3	15°	568.1	573.6	582.7	591.9
63.0	63.0	63.0	63.0	63.0	63.0	63.0	63.0	17.5°	548.0	553.5	560.8	569.0
70.5	70.5	70.5	70.5	70.5	70.5	70.5	70.5	20°	509.6	511.5	518.8	527.9
77.9	77.9	77.9	77.9	77.9	77.9	77.9	77.9	22.5°	455.8	454.8	458.5	468.5
85.3	85.3	85.3	85.3	85.3	85.3	85.3	85.3	25°	394.6	398.2	395.5	407.4
92.5	92.5	92.5	92.5	92.5	92.5	92.5	92.5	27.5°	337.9	340.7	344.3	349.8
99.2	99.2	99.2	99.2	99.2	99.2	99.2	99.2	30°	284.1	283.1	285.9	290.4
104.9	104.9	104.9	104.9	104.9	104.9	104.9	104.9	32.5°	228.3	227.4	228.3	232.9
110.1	110.1	110.1	110.1	110.1	110.1	110.1	110.1	35°	187.2	184.5	187.2	193.6
115.1	115.1	115.1	115.1	115.1	115.1	115.1	115.1	37.5°	169.0	169.0	171.7	176.3
119.7	119.7	119.7	119.7	119.7	119.7	119.7	119.7	40°	163.5	164.4	166.2	169.9
123.7	123.7	123.7	123.7	123.7	123.7	123.7	123.7	42.5°	162.6	162.6	162.6	164.4
127.0	127.0	127.0	127.0	127.0	127.0	127.0	127.0	45°	160.7	159.8	159.8	159.8
130.3	130.3	130.3	130.3	130.3	130.3	130.3	130.3	47.5°	156.2	155.3	155.3	155.3
133.5	133.5	133.5	133.5	133.5	133.5	133.5	133.5	50°	146.1	147.0	147.0	148.0
136.0	136.0	136.0	136.0	136.0	136.0	136.0	136.0	52.5°	139.7	141.6	142.5	144.3
137.1	137.1	137.1	137.1	137.1	137.1	137.1	137.1	55°	133.3	137.0	139.7	141.6
137.4	137.4	137.4	137.4	137.4	137.4	137.4	137.4	57.5°	123.3	127.0	129.7	134.3
138.6	138.6	138.6	138.6	138.6	138.6	138.6	138.6	60°	117.8	119.6	120.6	123.3
140.5	140.5	140.5	140.5	140.5	140.5	140.5	140.5	62.5°	110.5	112.3	114.2	115.1
141.1	141.1	141.1	141.1	141.1	141.1	141.1	141.1	65°	104.1	105.9	108.7	109.6
140.8	140.8	140.8	140.8	140.8	140.8	140.8	140.8	67.5°	96.8	99.6	101.4	102.3
								70°	88.6	92.2	93.2	95.0
								72.5°	80.4	82.2	83.1	84.9
								75°	67.6	70.3	72.2	73.1
								77.5°	50.2	53.0	55.7	58.5
								80°	32.0	34.7	36.5	38.4
								82.5°	14.6	17.4	18.3	20.1
								85°	2.7	2.7	2.7	3.7
								87.5°	2.7	3.7	3.7	3.7
								90°	0.1	0.1	0.1	0.1
								92.5°	0.1	0.1	0.1	0.1
								95°	0.5	0.5	0.5	0.5
								97.5°	1.5	1.5	1.5	1.5
								100°	5.0	5.0	5.0	5.0
								102.5°	8.8	8.8	8.8	8.8
								105°	11.8	11.8	11.8	11.8
								107.5°	14.7	14.7	14.7	14.7
								110°	17.8	17.8	17.8	17.8



REPORT NUMBER: P160138

CATALOG NUMBER: ENV-E02-LED-E1-SLL-7030-ULG

5

CANDELA DISTRIBUTION (continued):

295°	300°	305°	310°	315°	320°	325°		275°	280°	285°	290°	295°
592.8	592.8	592.8	592.8	592.8	592.8	592.8	112.5°	21.2	21.2	21.2	21.2	21.2
595.5	596.4	598.2	598.2	600.1	600.1	601.9	115°	25.0	25.0	25.0	25.0	25.0
597.3	599.2	601.9	602.8	606.5	608.3	610.1	117.5°	29.5	29.5	29.5	29.5	29.5
600.1	602.8	606.5	609.2	613.8	616.5	619.3	120°	34.8	34.8	34.8	34.8	34.8
604.6	609.2	615.6	618.3	622.0	628.4	633.0	122.5°	40.9	40.9	40.9	40.9	40.9
611.0	617.4	625.6	633.0	637.5	646.7	654.0	125°	47.8	47.8	47.8	47.8	47.8
601.9	615.6	625.6	639.3	651.2	666.7	679.5	127.5°	55.3	55.3	55.3	55.3	55.3
580.0	592.8	610.1	627.5	645.7	672.2	697.8	130°	63.0	63.0	63.0	63.0	63.0
539.8	554.4	574.5	596.4	622.9	657.6	694.1	132.5°	70.5	70.5	70.5	70.5	70.5
481.3	494.1	516.0	540.7	570.8	613.8	666.7	135°	77.9	77.9	77.9	77.9	77.9
419.2	436.6	457.6	484.1	517.9	569.0	625.6	137.5°	85.3	85.3	85.3	85.3	85.3
359.9	378.1	401.0	430.2	469.5	524.3	589.1	140°	92.5	92.5	92.5	92.5	92.5
298.7	319.7	340.7	377.2	416.5	474.0	546.2	142.5°	99.2	99.2	99.2	99.2	99.2
243.9	259.4	285.0	317.8	363.5	420.1	496.9	145°	104.9	104.9	104.9	104.9	104.9
200.0	212.8	237.5	269.4	310.5	366.3	432.9	147.5°	110.1	110.1	110.1	110.1	110.1
182.7	192.7	210.1	232.9	269.4	323.3	380.0	150°	115.1	115.1	115.1	115.1	115.1
176.3	185.4	198.2	218.3	246.6	287.7	336.1	152.5°	119.7	119.7	119.7	119.7	119.7
169.9	179.0	193.6	211.9	235.6	264.9	306.0	155°	123.7	123.7	123.7	123.7	123.7
164.4	174.4	190.0	210.1	232.0	257.6	289.5	157.5°	127.0	127.0	127.0	127.0	127.0
158.9	168.1	183.6	206.4	230.2	257.6	289.5	160°	130.3	130.3	130.3	130.3	130.3
150.7	159.8	176.3	200.0	226.5	256.7	293.2	162.5°	133.5	133.5	133.5	133.5	133.5
146.1	154.4	171.7	198.2	226.5	259.4	298.7	165°	136.0	136.0	136.0	136.0	136.0
143.4	150.7	170.8	200.9	233.8	272.2	315.1	167.5°	137.1	137.1	137.1	137.1	137.1
138.8	147.0	168.1	201.9	243.0	290.4	344.3	170°	137.4	137.4	137.4	137.4	137.4
126.0	136.1	158.9	195.5	240.2	298.7	369.9	172.5°	138.6	138.6	138.6	138.6	138.6
116.0	122.4	141.6	179.9	226.5	289.5	374.5	175°	140.5	140.5	140.5	140.5	140.5
111.4	115.1	127.9	158.9	204.6	272.2	360.8	177.5°	141.1	141.1	141.1	141.1	141.1
105.0	106.9	116.0	140.7	175.4	241.1	327.0	180°	140.8	140.8	140.8	140.8	140.8
96.8	97.7	105.0	120.6	146.1	191.8	273.1						
86.8	88.6	93.2	104.1	120.6	147.0	198.2						
74.9	75.8	77.6	84.9	95.0	113.3	140.7						
60.3	60.3	62.1	65.8	71.2	84.0	100.5						
39.3	42.0	43.8	50.2	52.1	61.2	71.2						
22.8	24.7	25.6	27.4	32.0	36.5	43.8						
3.7	5.5	5.5	7.3	9.1	10.0	11.9						
4.6	4.6	4.6	4.6	5.5	5.5	5.5						
0.1	0.1	0.1	0.1	0.1	0.1	0.1						
0.1	0.1	0.1	0.1	0.1	0.1	0.1						
0.5	0.5	0.5	0.5	0.5	0.5	0.5						
1.5	1.5	1.5	1.5	1.5	1.5	1.5						
5.0	5.0	5.0	5.0	5.0	5.0	5.0						
8.8	8.8	8.8	8.8	8.8	8.8	8.8						
11.8	11.8	11.8	11.8	11.8	11.8	11.8						
14.7	14.7	14.7	14.7	14.7	14.7	14.7						
17.8	17.8	17.8	17.8	17.8	17.8	17.8						



REPORT NUMBER: P160138

CATALOG NUMBER: ENV-E02-LED-E1-SLL-7030-ULG

CANDELA DISTRIBUTION (continued):

300°	305°	310°	315°	320°	325°		330°	335°	340°	345°	350°	355°
21.2	21.2	21.2	21.2	21.2	21.2	0°	592.8	592.8	592.8	592.8	592.8	592.8
25.0	25.0	25.0	25.0	25.0	25.0	2.5°	602.8	601.9	603.7	605.6	604.6	610.1
29.5	29.5	29.5	29.5	29.5	29.5	5°	612.9	611.9	614.7	616.5	617.4	621.1
34.8	34.8	34.8	34.8	34.8	34.8	7.5°	622.9	623.8	628.4	629.3	632.0	636.6
40.9	40.9	40.9	40.9	40.9	40.9	10°	634.8	639.3	644.8	646.7	651.2	656.7
47.8	47.8	47.8	47.8	47.8	47.8	12.5°	658.5	664.9	672.2	677.7	686.8	697.8
55.3	55.3	55.3	55.3	55.3	55.3	15°	691.4	706.9	718.8	729.8	743.5	756.3
63.0	63.0	63.0	63.0	63.0	63.0	17.5°	720.6	750.8	776.3	799.2	821.1	841.2
70.5	70.5	70.5	70.5	70.5	70.5	20°	734.3	781.8	822.0	864.0	906.0	934.4
77.9	77.9	77.9	77.9	77.9	77.9	22.5°	721.5	788.2	850.3	917.9	981.9	1039.4
85.3	85.3	85.3	85.3	85.3	85.3	25°	694.1	776.3	868.6	965.4	1062.2	1149.9
92.5	92.5	92.5	92.5	92.5	92.5	27.5°	668.6	769.0	875.9	986.4	1101.5	1206.5
99.2	99.2	99.2	99.2	99.2	99.2	30°	634.8	744.4	861.3	975.5	1100.6	1223.9
104.9	104.9	104.9	104.9	104.9	104.9	32.5°	584.5	696.0	819.3	943.5	1082.3	1219.3
110.1	110.1	110.1	110.1	110.1	110.1	35°	525.2	636.6	762.6	893.3	1047.6	1202.0
115.1	115.1	115.1	115.1	115.1	115.1	37.5°	460.3	569.9	701.5	841.2	1001.0	1173.7
119.7	119.7	119.7	119.7	119.7	119.7	40°	405.5	503.3	639.3	791.0	959.0	1138.0
123.7	123.7	123.7	123.7	123.7	123.7	42.5°	361.7	450.3	579.1	732.5	912.4	1096.9
127.0	127.0	127.0	127.0	127.0	127.0	45°	336.1	410.1	527.9	680.4	864.0	1054.0
130.3	130.3	130.3	130.3	130.3	130.3	47.5°	330.6	390.0	493.2	641.2	817.4	1008.3
133.5	133.5	133.5	133.5	133.5	133.5	50°	336.1	390.9	477.7	616.5	781.8	967.2
136.0	136.0	136.0	136.0	136.0	136.0	52.5°	347.1	400.0	479.5	607.4	767.2	942.6
137.1	137.1	137.1	137.1	137.1	137.1	55°	364.4	424.7	498.7	615.6	765.4	932.5
137.4	137.4	137.4	137.4	137.4	137.4	57.5°	399.1	467.6	542.5	649.4	787.3	943.5
138.6	138.6	138.6	138.6	138.6	138.6	60°	443.0	525.2	615.6	728.9	840.3	980.0
140.5	140.5	140.5	140.5	140.5	140.5	62.5°	469.5	581.8	706.0	837.5	951.7	1065.9
141.1	141.1	141.1	141.1	141.1	141.1	65°	466.7	605.6	780.9	968.2	1110.6	1220.2
140.8	140.8	140.8	140.8	140.8	140.8	67.5°	436.6	588.2	762.6	975.5	1190.1	1344.5
						70°	364.4	506.0	709.7	966.3	1230.3	1428.5
						72.5°	290.4	415.6	610.1	852.2	1112.5	1315.2
						75°	193.6	293.2	450.3	654.0	843.0	1019.3
						77.5°	131.5	185.4	281.3	429.3	585.5	729.8
						80°	87.7	116.0	160.7	236.6	327.9	420.1
						82.5°	51.1	63.9	82.2	116.9	173.5	244.8
						85°	13.7	17.4	22.8	30.1	53.9	95.0
						87.5°	5.5	4.6	4.6	4.6	4.6	4.6
						90°	0.1	0.1	0.1	0.1	0.1	0.1
						92.5°	0.1	0.1	0.1	0.1	0.1	0.1
						95°	0.5	0.5	0.5	0.5	0.5	0.5
						97.5°	1.5	1.5	1.5	1.5	1.5	1.5
						100°	5.0	5.0	5.0	5.0	5.0	5.0
						102.5°	8.8	8.8	8.8	8.8	8.8	8.8
						105°	11.8	11.8	11.8	11.8	11.8	11.8
						107.5°	14.7	14.7	14.7	14.7	14.7	14.7
						110°	17.8	17.8	17.8	17.8	17.8	17.8



REPORT NUMBER: P160138

CATALOG NUMBER: ENV-E02-LED-E1-SLL-7030-ULG

CANDELA DISTRIBUTION (continued):

360°		330°	335°	340°	345°	350°	355°	360°
592.8	112.5°	21.2	21.2	21.2	21.2	21.2	21.2	21.2
605.6	115°	25.0	25.0	25.0	25.0	25.0	25.0	25.0
620.2	117.5°	29.5	29.5	29.5	29.5	29.5	29.5	29.5
637.5	120°	34.8	34.8	34.8	34.8	34.8	34.8	34.8
664.0	122.5°	40.9	40.9	40.9	40.9	40.9	40.9	40.9
702.4	125°	47.8	47.8	47.8	47.8	47.8	47.8	47.8
770.9	127.5°	55.3	55.3	55.3	55.3	55.3	55.3	55.3
859.5	130°	63.0	63.0	63.0	63.0	63.0	63.0	63.0
968.2	132.5°	70.5	70.5	70.5	70.5	70.5	70.5	70.5
1090.5	135°	77.9	77.9	77.9	77.9	77.9	77.9	77.9
1230.3	137.5°	85.3	85.3	85.3	85.3	85.3	85.3	85.3
1316.1	140°	92.5	92.5	92.5	92.5	92.5	92.5	92.5
1334.4	142.5°	99.2	99.2	99.2	99.2	99.2	99.2	99.2
1347.2	145°	104.9	104.9	104.9	104.9	104.9	104.9	104.9
1350.8	147.5°	110.1	110.1	110.1	110.1	110.1	110.1	110.1
1345.4	150°	115.1	115.1	115.1	115.1	115.1	115.1	115.1
1323.4	152.5°	119.7	119.7	119.7	119.7	119.7	119.7	119.7
1295.1	155°	123.7	123.7	123.7	123.7	123.7	123.7	123.7
1259.5	157.5°	127.0	127.0	127.0	127.0	127.0	127.0	127.0
1215.7	160°	130.3	130.3	130.3	130.3	130.3	130.3	130.3
1174.6	162.5°	133.5	133.5	133.5	133.5	133.5	133.5	133.5
1142.6	165°	136.0	136.0	136.0	136.0	136.0	136.0	136.0
1122.5	167.5°	137.1	137.1	137.1	137.1	137.1	137.1	137.1
1125.2	170°	137.4	137.4	137.4	137.4	137.4	137.4	137.4
1153.6	172.5°	138.6	138.6	138.6	138.6	138.6	138.6	138.6
1224.8	175°	140.5	140.5	140.5	140.5	140.5	140.5	140.5
1360.0	177.5°	141.1	141.1	141.1	141.1	141.1	141.1	141.1
1492.4	180°	140.8	140.8	140.8	140.8	140.8	140.8	140.8
1620.3								
1536.3								
1172.7								
843.9								
489.6								
306.0								
132.4								
4.6								
0.1								
0.1								
0.5								
1.5								
5.0								
8.8								
11.8								
14.7								
17.8								

(END OF F

Cooper Lighting Solutions Photometric Lab
1121 Highway 74 South
Peachtree City, GA 30269

Scaled Data Report



(REPORT)